



Wi-Fi 6E ANTENNAS

Offer huge contiguous clean spectrum covering triple band (2.4GHz, 5GHz, 6GHz) to optimize WLAN (Wireless Local Area Networks) communication

Features


- Adding 1200MHz of frequency bandwidth, accommodating 14 additional 80MHz channels or 7 additional 160MHz channels
- State of the art bandwidth and robust RF performance
- Multiple wireless standards integration
- On-board and cabled versions available in PCB and FPC materials
- Customizable in cable length and connector types
- Customizable MIMO arrays

Benefits

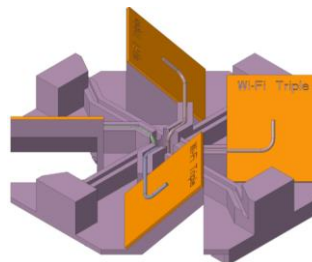
- Reduced network congestion
- Greater network flexibility
- Faster and more reliable speed experience, and reduced latency
- Offer system design flexibility
- Quick time-to-market
- TE RF Integration competence

Applications


- Access Points/Gateways/Routers
- Building Safety & Security
- Smart Cities & Homes
- Smart Medical & Health devices
- Connect to IoT
- Wi-Fi hotspots anywhere



Antennas for Wi-Fi 6E



4X4 MIMO(Wi-Fi)



4X4 MIMO(Wi-Fi with cellular)

[Click](#) or scan the QR code to learn more

